

Single-Term Achievement

**Growth And Achievement**

**Term Rostered**

Spring 2025-2026 ▼

**Start Term**

Fall 2025-2026 ▼

**End Term**

Spring 2025-2026 ▼

**Course**

Reading ▼

↻ Update

Filters (0)

▼ Apply Filters

# Seton

School Profile

## Growth and Achievement Overview

Seton | Reading

Grade		Number of Students
All Grades	<p><b>Growth</b> Median and Distribution</p> <p><b>Achievement Fall 2025-2026</b> Median and Distribution</p> <p><b>Achievement Spring 2025-2026</b> Median and Distribution</p>	111

**Percentiles Key** ● 1st - 20<sup>th</sup> ● 21st - 40<sup>th</sup> ● 41st - 60<sup>th</sup> ● 61st - 80<sup>th</sup> ● >80<sup>th</sup>

Rostered Spring 2025-2026  
Tested Fall 2025-2026 - Spring 2025-2026

[More information about this chart](#) ▼

# Growth and Achievement Quadrant By Grade

Seton | Reading

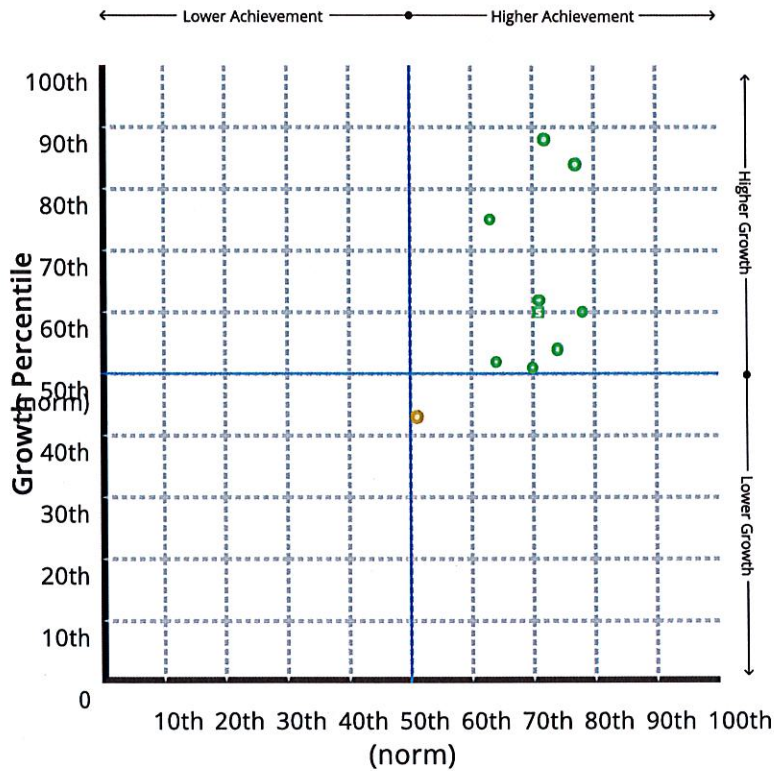


Chart achievement based on the following term

- Fall 2025-2026
- Spring 2025-2026

Achievement Percentile: Spring 2025-2026

### Quadrant Key

- Low Achievement/High Growth
  - High Achievement/High Growth
  - Low Achievement/Low Growth
  - High Achievement/Low Growth
- [More information about this chart](#) ✓

### Icon Key

- School
- Median

Rostered Spring 2025-2026




Tested Fall 2025-2026 - Spring 2025-2026

# Growth and Achievement by Grade

Seton | Reading

Grade ↑	Sort by -- select an option --	Number of Students
K	<p><b>Growth Median and Distribution</b></p> <p>54th 9% 9% 55% 18% 9%</p> <hr/> <p><b>Achievement Fall 2025-2026 Median and Distribution</b>      <b>Achievement Spring 2025-2026 Median and Distribution</b></p> <p>77th 18% 18% 18% 46%      74th 9 27% 18% 46%</p>	11
Grade 1	<p><b>Growth Median and Distribution</b></p> <p>60th 31% 23% 31% 15%</p> <hr/> <p><b>Achievement Fall 2025-2026 Median and Distribution</b>      <b>Achievement Spring 2025-2026 Median and Distribution</b></p> <p>61st 8 38% 23% 31%      78th 15 31% 15 39%</p>	13
Grade 2	<p><b>Growth Median and Distribution</b></p> <p>88th 8% 8% 15% 69%</p> <hr/> <p><b>Achievement Fall 2025-2026 Median and Distribution</b>      <b>Achievement Spring 2025-2026 Median and Distribution</b></p> <p>57th 31% 8 31% 15 15      72nd 15 23% 23% 39%</p>	13
Grade 3	<p><b>Growth Median and Distribution</b></p> <p>51st 19% 19% 25% 31% 6%</p> <hr/> <p><b>Achievement Fall 2025-2026 Median and Distribution</b>      <b>Achievement Spring 2025-2026 Median and Distribution</b></p> <p>60th 19% 6 25% 19% 31%      70th 25% 6 13 25% 31%</p>	16

Grade ↑	Sort by -- select an option --	Number of Students
Grade 4	<p><b>Growth Median and Distribution</b></p> <p>43rd 28% 22% 17% 11% 22%</p> <hr/> <p><b>Achievement Fall 2025-2026 Median and Distribution</b>      <b>Achievement Spring 2025-2026 Median and Distribution</b></p> <p>67th 17 11 17 22% 33%      51st 11 22% 33% 6 28%</p>	18
Grade 5	<p><b>Growth Median and Distribution</b></p> <p>84th 9% 18% 18% 55%</p> <hr/> <p><b>Achievement Fall 2025-2026 Median and Distribution</b>      <b>Achievement Spring 2025-2026 Median and Distribution</b></p> <p>70th 27% 46% 27%      77th 9 64% 27%</p>	11
Grade 6	<p><b>Growth Median and Distribution</b></p> <p>75th 17% 17% 41% 25%</p> <hr/> <p><b>Achievement Fall 2025-2026 Median and Distribution</b>      <b>Achievement Spring 2025-2026 Median and Distribution</b></p> <p>57th 8 17 33% 25% 17      63rd 25% 25% 25% 25%</p>	12
Grade 7	<p><b>Growth Median and Distribution</b></p> <p>52nd 86% 14%</p> <hr/> <p><b>Achievement Fall 2025-2026 Median and Distribution</b>      <b>Achievement Spring 2025-2026 Median and Distribution</b></p> <p>65th 14 57% 29%      64th 43% 28% 29%</p>	7

Grade ↑	Sort by -- select an option --	Number of Students
Grade 8	<p><b>Growth</b> Median and Distribution</p>  <p>-----</p> <p><b>Achievement Fall 2025-2026</b> Median and Distribution</p>  <p><b>Achievement Spring 2025-2026</b> Median and Distribution</p> 	10
<p><b>Percentiles Key</b> ● 1st - 20<sup>th</sup> ● 21st - 40<sup>th</sup> ● 41st - 60<sup>th</sup> ● 61st - 80<sup>th</sup> ● &gt;80<sup>th</sup></p> <p style="text-align: right;">Rostered Spring 2025-2026 Tested Fall 2025-2026 - Spring 2025-2026</p> <p><a href="#">More information about this chart</a> ▾</p>		

Lexile® and Quantile® are trademarks of MetaMetrics, Inc., and are registered in the United States and abroad. The trademarks and names of other companies and products mentioned herein are the property of their respective owners. Copyright © 2026 MetaMetrics, Inc. All rights reserved.