

Single-Term Achievement

**Growth And Achievement**

**Term Rostered**

Spring 2025-2026 ▼

**Start Term**

Fall 2025-2026 ▼

**End Term**

Spring 2025-2026 ▼

**Course**

Math K-12 ▼

↻ Update

Filters (0)

▼ Apply Filters

# Seton

School Profile

## Growth and Achievement Overview

Seton | Math K-12

| Grade      |  | Number of Students |
|------------|--|--------------------|
| All Grades | <p><b>Growth</b> Median and Distribution</p> <p><b>Achievement Fall 2025-2026</b> Median and Distribution</p> <p><b>Achievement Spring 2025-2026</b> Median and Distribution</p> | 111                |

**Percentiles Key** ● 1st - 20<sup>th</sup> ● 21st - 40<sup>th</sup> ● 41st - 60<sup>th</sup> ● 61st - 80<sup>th</sup> ● >80<sup>th</sup>

Rostered Spring 2025-2026  
Tested Fall 2025-2026 - Spring 2025-2026

[More information about this chart](#) ▼

# Growth and Achievement Quadrant By Grade

Seton | Math K-12

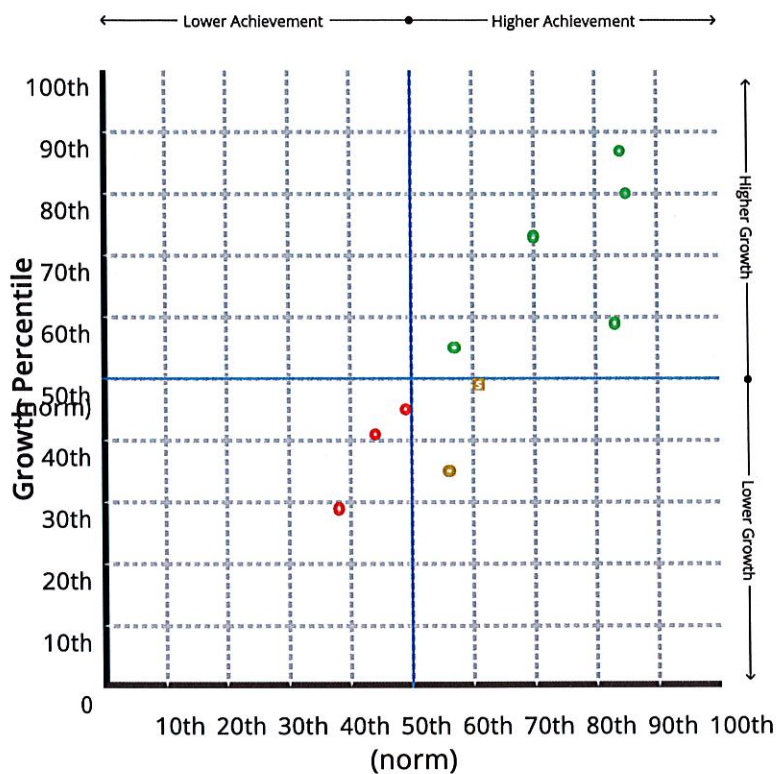


Chart achievement based on the following term

- Fall 2025-2026
- Spring 2025-2026

Achievement Percentile: Spring 2025-2026

**Quadrant Key**

- Low Achievement/High Growth
  - High Achievement/High Growth
  - Low Achievement/Low Growth
  - High Achievement/Low Growth
- [More information about this chart](#) ▼






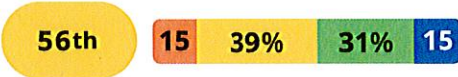






**Icon Key**





- S School Median




Rostered Spring 2025-2026

Tested Fall 2025-2026 - Spring 2025-2026

# Growth and Achievement by Grade

| Grade ↑ | Sort by -- select an option --   | Number of Students |
|---------|--|--------------------|
| K       | <p><b>Growth Median and Distribution</b></p>  <hr/> <p><b>Achievement Fall 2025-2026 Median and Distribution</b></p>  <p><b>Achievement Spring 2025-2026 Median and Distribution</b></p>        | 11                 |
| Grade 1 | <p><b>Growth Median and Distribution</b></p>  <hr/> <p><b>Achievement Fall 2025-2026 Median and Distribution</b></p>  <p><b>Achievement Spring 2025-2026 Median and Distribution</b></p>        | 13                 |
| Grade 2 | <p><b>Growth Median and Distribution</b></p>  <hr/> <p><b>Achievement Fall 2025-2026 Median and Distribution</b></p>  <p><b>Achievement Spring 2025-2026 Median and Distribution</b></p>  | 13                 |
| Grade 3 | <p><b>Growth Median and Distribution</b></p>  <hr/> <p><b>Achievement Fall 2025-2026 Median and Distribution</b></p>  <p><b>Achievement Spring 2025-2026 Median and Distribution</b></p>  | 16                 |

| Grade ↑ | Sort by -- select an option --  | Number of Students |
|---------|---|--------------------|
| Grade 4 | <p><b>Growth Median and Distribution</b></p>  <p>Achievement Fall 2025-2026 Median and Distribution: 65th percentile. Bar chart segments: 6 (red), 22% (orange), 11 (yellow), 44% (green), 17 (blue).</p> <p>Achievement Spring 2025-2026 Median and Distribution: 57th percentile. Bar chart segments: 6 (red), 22% (orange), 22% (yellow), 28% (green), 22% (blue).</p> | 18                 |
| Grade 5 | <p><b>Growth Median and Distribution</b></p>  <p>Achievement Fall 2025-2026 Median and Distribution: 49th percentile. Bar chart segments: 18% (red), 55% (yellow), 18% (green), 9 (blue).</p> <p>Achievement Spring 2025-2026 Median and Distribution: 44th percentile. Bar chart segments: 27% (red), 55% (yellow), 18% (green).</p>                                     | 11                 |
| Grade 6 | <p><b>Growth Median and Distribution</b></p>  <p>Achievement Fall 2025-2026 Median and Distribution: 55th percentile. Bar chart segments: 25% (red), 42% (yellow), 16 (green), 17 (blue).</p> <p>Achievement Spring 2025-2026 Median and Distribution: 49th percentile. Bar chart segments: 8 (red), 25% (orange), 33% (yellow), 17 (green), 17 (blue).</p>             | 12                 |
| Grade 7 | <p><b>Growth Median and Distribution</b></p>  <p>Achievement Fall 2025-2026 Median and Distribution: 72nd percentile. Bar chart segments: 28% (yellow), 43% (green), 29% (blue).</p> <p>Achievement Spring 2025-2026 Median and Distribution: 84th percentile. Bar chart segments: 29% (green), 71% (blue).</p>   | 7                  |

| Grade ↑   | Sort by -- select an option --  | Number of Students |
|---|---|--------------------|
| Grade 8   | <p><b>Growth Median and Distribution</b></p>  <p>-----</p> <div style="display: flex; justify-content: space-around;"> <div data-bbox="298 365 764 541"> <p><b>Achievement Fall 2025-2026 Median and Distribution</b></p>  </div> <div data-bbox="808 365 1268 541"> <p><b>Achievement Spring 2025-2026 Median and Distribution</b></p>  </div> </div> | 10                 |
| <p><b>Percentiles Key</b> ● 1st - 20<sup>th</sup> ● 21st - 40<sup>th</sup> ● 41st - 60<sup>th</sup> ● 61st - 80<sup>th</sup> ● &gt;80<sup>th</sup></p> <p style="text-align: right;">Rostered Spring 2025-2026<br/>Tested Fall 2025-2026 - Spring 2025-2026</p> <p><a href="#">More information about this chart.</a> ▼</p> |   |                    |

*Lexile® and Quantile® are trademarks of MetaMetrics, Inc., and are registered in the United States and abroad. The trademarks and names of other companies and products mentioned herein are the property of their respective owners. Copyright © 2026 MetaMetrics, Inc. All rights reserved.*